

NA2XSEY 3 x (25-300) mm² 3.6/6 kV AI / XLPE / CTS / PVC

(Aluminium Conductor, XLPE Insulated, Copper Tape Screen, PVC Sheathed)
Standard Specification : SNI IEC 60502-2 : 2009

Construction Data

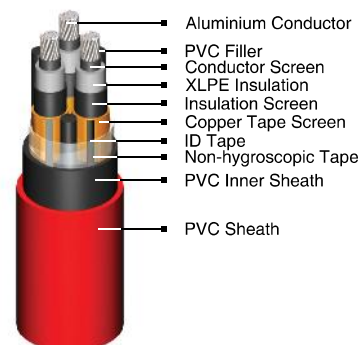
Nom. Cross Section Area	Overall Diameter	Cable Weight
	approx.	approx.
mm ²	mm	kg/km
25	36.5	1,380
35	39.5	1,620
50	42.0	1,908
70	46.5	2,322
95	50.0	2,781
120	54.0	3,252
150	57.0	3,673
185	61.5	4,268
240	67.0	5,172
300	73.0	6,226

Application :

Indoors, cable trunking, outdoors and in ground;
For power stations, industry and switchgear.

Special Features on Request

- Oil Resistance
- UV Resistance
- Flame Retardant Cat. A, B, C
- Flame Retardant Non Category
- Anti Termite
- Anti Rodent
- Low Smoke Zero Halogen
- Nylon Coated



Note :

Conductor Shape

25 - 300 sqmm supplied in compacted circular stranded (cm) conductor shape

Standard Packing

25 - 70 sqmm supplied in wooden drum @ 1000 m

95 - 300 sqmm will be supplied in wooden drum on available length

Length Tolerance per drum ± 2%

Electrical Data

Nom. Cross Sect.	Conductor		Inductance	Current - Carrying Capacity at 30° C *		Short circuit current at 1 sec	
	DC Resistance at 20°C	AC Resistance at 90°C		in air	in ground	Conductor	Screen
	Max. (Ω/km)	Max. (Ω/km)		Max. (A)	Max. (A)	Max. (kA)	Max. (kA)
(mm ²)			(mH/km)				
25	1.20	1.539	0.346	115	112	2.35	1.03
35	0.868	1.113	0.326	140	134	3.29	1.03
50	0.641	0.822	0.314	166	158	4.70	1.03
70	0.443	0.568	0.296	208	193	6.58	1.03
95	0.320	0.411	0.284	253	231	8.93	1.03
120	0.253	0.325	0.276	291	262	11.28	1.03
150	0.206	0.265	0.269	329	293	14.10	1.03
185	0.164	0.212	0.262	379	333	17.39	1.03
240	0.125	0.162	0.256	446	385	22.56	1.37
300	0.100	0.130	0.253	508	433	28.20	1.37

* Further information about rating factor for certain cable arrangement can be found on supplementary technical information

NA2XSEY 3 x (25-300) mm² 6/10 kV

AI / XLPE / CTS / PVC

(Aluminium Conductor, XLPE Insulated, Copper Tape Screen, PVC Sheathed)

Standard Specification : SNI IEC 60502-2 : 2009

Construction Data

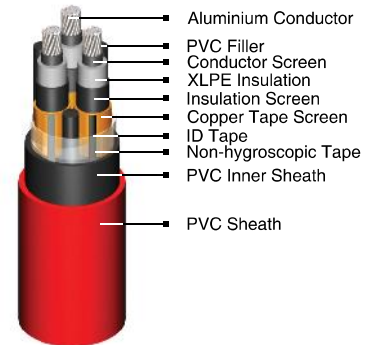
Nom. Cross Section Area	Overall Diameter	Cable Weight
	approx.	approx.
mm ²	mm	kg/km
25	40.5	1,663
35	44.0	1,962
50	46.5	2,224
70	50.5	2,672
95	55.0	3,230
120	58.5	3,671
150	61.5	4,122
185	66.0	4,738
240	71.0	5,661
300	76.0	6,586

Application :

Indoors, cable trunking, outdoors and in ground;
For power stations, industry and switchgear.

Special Features on Request

- Oil Resistance
- UV Resistance
- Flame Retardant Cat. A, B, C
- Flame Retardant Non Category
- Anti Termite
- Anti Rodent
- Low Smoke Zero Halogen
- Nylon Coated



Note :

Conductor Shape

25 - 300 sqmm supplied in compacted circular stranded (cm) conductor shape

Standard Packing

25 - 50 sqmm supplied in wooden drum @ 1000 m

70 - 300 sqmm will be supplied in wooden drum on available length

Length Tolerance per drum ± 2%

Electrical Data

Nom. Cross Sect. (mm ²)	Conductor		Inductance (mH/km)	Current - Carrying Capacity at 30° C *		Short circuit current at 1 sec	
	DC Resistance at 20°C	AC Resistance at 90°C		in air	in ground	Conductor	Screen
	Max. (Ω/km)	Max. (Ω/km)		Max. (A)	Max. (A)	Max. (kA)	Max. (kA)
25	1.20	1.539	0.372	117	112	2.35	1.03
35	0.868	1.113	0.350	142	134	3.29	1.03
50	0.641	0.822	0.336	169	158	4.70	1.03
70	0.443	0.568	0.316	211	194	6.58	1.03
95	0.320	0.411	0.303	255	230	8.93	1.03
120	0.253	0.325	0.293	294	262	11.28	1.03
150	0.206	0.265	0.285	332	293	14.10	1.03
185	0.164	0.211	0.277	381	332	17.39	1.37
240	0.125	0.162	0.268	447	384	22.56	1.37
300	0.100	0.130	0.261	510	433	28.20	1.37

* Further information about rating factor for certain cable arrangement can be found on supplementary technical information

NA2XSEY 3 x (25-300) mm² 8.7/15 kV AI / XLPE / CTS / PVC

(Aluminium Conductor, XLPE Insulated, Copper Tape Screen, PVC Sheathed)
Standard Specification : SNI IEC 60502-2 : 2009

Construction Data

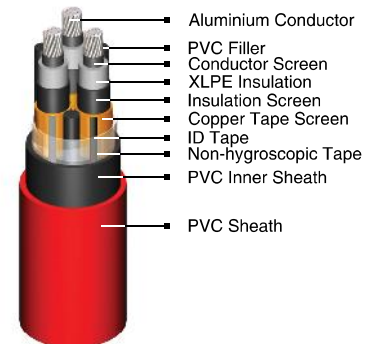
Nom. Cross Section Area	Overall Diameter	Cable Weight
	approx.	approx.
mm ²	mm	kg/km
25	46.5	2,097
35	49.5	2,384
50	52.0	2,673
70	56.5	3,207
95	60.0	3,719
120	63.5	4,194
150	66.5	4,662
185	71.5	5,384
240	76.5	6,321
300	81.5	7,277

Application :

Indoors, cable trunking, outdoors and in ground;
For power stations, industry and switchgear.

Special Features on Request

- Oil Resistance
- UV Resistance
- Flame Retardant Cat. A, B, C
- Flame Retardant Non Category
- Anti Termite
- Anti Rodent
- Low Smoke Zero Halogen
- Nylon Coated



Note :

Conductor Shape

25 - 300 sqmm supplied in compacted circular stranded (cm) conductor shape

Standard Packing

25 - 35 sqmm supplied in wooden drum @ 1000 m

50 - 300 sqmm will be supplied in wooden drum on available length

Length Tolerance per drum ± 2%

Electrical Data

Nom. Cross Sect.	Conductor		Inductance (mH/km)	Current - Carrying Capacity at 30° C *		Short circuit current at 1 sec	
	DC Resistance at 20°C	AC Resistance at 90°C		in air	in ground	Conductor	Screen
	Max. (Ω/km)	Max. (Ω/km)		Max. (A)	Max. (A)	Max. (kA)	Max. (kA)
25	1.20	1.539	0.400	119	112	2.35	1.03
35	0.868	1.113	0.376	144	134	3.29	1.03
50	0.641	0.822	0.361	171	158	4.70	1.03
70	0.443	0.568	0.338	213	193	6.58	1.03
95	0.320	0.411	0.323	258	231	8.93	1.03
120	0.253	0.325	0.312	297	262	11.28	1.03
150	0.206	0.265	0.304	335	293	14.10	1.37
185	0.164	0.211	0.294	383	332	17.39	1.37
240	0.125	0.162	0.284	449	384	22.56	1.37
300	0.100	0.130	0.276	512	432	28.20	1.37

* Further information about rating factor for certain cable arrangement can be found on supplementary technical information

NA2XSEY 3 x (35-300) mm² 12/20 kV

AI / XLPE / CTS / PVC

(Aluminium Conductor, XLPE Insulated, Copper Tape Screen, PVC Sheathed)

Standard Specification : SNI IEC 60502-2 : 2009

Construction Data

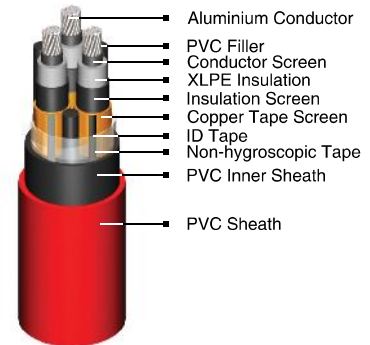
Nom. Cross Section Area	Overall Diameter	Cable Weight
	approx.	approx.
mm ²	mm	kg/km
35	54.5	2,842
50	57.0	3,144
70	61.0	3,661
95	65.0	4,238
120	68.5	4,739
150	72.0	5,296
185	76.5	5,980
240	81.5	6,956
300	86.0	7,922

Application :

Indoors, cable trunking, outdoors and in ground;
For power stations, industry and switchgear.

Special Features on Request

- Oil Resistance
- UV Resistance
- Flame Retardant Cat. A, B, C
- Flame Retardant Non Category
- Anti Termite
- Anti Rodent
- Low Smoke Zero Halogen
- Nylon Coated



Note :

Conductor Shape

35 - 300 sqmm supplied in compacted circular stranded (cm) conductor shape

Standard Packing

35 - 300 sqmm will be supplied in wooden drum on available length
Length Tolerance per drum $\pm 2\%$

Electrical Data

Nom. Cross Sect. (mm ²)	Conductor		Inductance (mH/km)	Current - Carrying Capacity at 30° C *		Short circuit current at 1 sec	
	DC Resistance at 20°C	AC Resistance at 90°C		in air	in ground	Conductor	Screen
	Max. (Ω/km)	Max. (Ω/km)		Max. (A)	Max. (A)	Max. (kA)	Max. (kA)
35	0.868	1.113	0.397	145	134	3.29	1.03
50	0.641	0.822	0.380	173	158	4.70	1.03
70	0.443	0.568	0.357	215	193	6.58	1.03
95	0.320	0.411	0.340	260	230	8.93	1.37
120	0.253	0.325	0.328	298	262	11.28	1.37
150	0.206	0.265	0.319	336	292	14.10	1.37
185	0.164	0.211	0.308	385	332	17.39	1.37
240	0.125	0.162	0.297	451	384	22.56	1.37
300	0.100	0.130	0.289	514	432	28.20	1.37

* Further information about rating factor for certain cable arrangement can be found on supplementary technical information

NA2XSEY 3 x (50-300) mm² 18/30 kV

AI / XLPE / CTS / PVC

(Aluminium Conductor, XLPE Insulated, Copper Tape Screen, PVC Sheathed)
 Standard Specification : SNI IEC 60502-2 : 2009

Construction Data

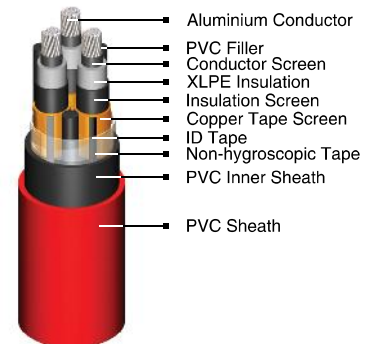
Nom. Cross Section Area	Overall Diameter	Cable Weight
	approx.	approx.
mm ²	mm	kg/km
50	69.0	4,407
70	73.5	5,071
95	77.5	5,693
120	81.0	6,296
150	84.0	6,848
185	88.5	7,611
240	93.0	8,641
300	98.5	9,826

Application :

Indoors, cable trunking, outdoors and in ground;
 For power stations, industry and switchgear.

Special Features on Request

- Oil Resistance
- UV Resistance
- Flame Retardant Cat. A, B, C
- Flame Retardant Non Category
- Anti Termite
- Anti Rodent
- Low Smoke Zero Halogen
- Nylon Coated



Note :

Conductor Shape

50 - 300 sqmm supplied in compacted circular stranded (cm) conductor shape

Standard Packing

50 - 300 sqmm will be supplied in wooden drum on available length
 Length Tolerance per drum ± 2%

Electrical Data

Nom. Cross Sect. (mm ²)	Conductor		Inductance (mH/km)	Current - Carrying Capacity at 30° C *		Short circuit current at 1 sec	
	DC Resistance at 20°C	AC Resistance at 90°C		in air	in ground	Conductor	Screen
	Max. (Ω/km)	Max. (Ω/km)		Max. (A)	Max. (A)	Max. (kA)	Max. (kA)
50	0.641	0.822	0.423	175	157	4.70	1.37
70	0.443	0.568	0.396	217	192	6.58	1.37
95	0.320	0.411	0.377	263	230	8.93	1.37
120	0.253	0.325	0.364	301	261	11.28	1.37
150	0.206	0.265	0.353	339	292	14.10	1.37
185	0.164	0.211	0.340	388	331	17.39	1.37
240	0.125	0.161	0.327	454	384	22.56	1.37
300	0.100	0.130	0.317	515	431	28.20	1.37

* Further information about rating factor for certain cable arrangement can be found on supplementary technical information