

NA2XS_Y 1 x (25-800) mm² 3.6/6 kV

AI / XLPE/ CTS / PVC

(Aluminium Conductor, XLPE Insulated, Copper Tape Screen, PVC Sheathed)

Standard Specification : SNI IEC 60502-2 : 2009

Construction Data


Nom. Cross Section Area	Overall Diameter	Cable Weight
	approx.	approx.
mm ²	mm	kg/km
25	16.9	374
35	18.1	431
50	19.1	492
70	21.0	593
95	23.0	706
120	24.5	807
150	25.5	867
185	27.5	1,018
240	30.0	1,243
300	32.5	1,474
400	36.5	1,777
500	40.0	2,178
630	45.0	2,700
800	47.7	3,295

Application :

For power stations and switchgear as well as stations because of small bending radius in confined spaces indoors. As underground because of light weight where installation conditions are difficult.

Special Features on Request

- Oil Resistance
- UV Resistance
- Flame Retardant Cat. A, B, C
- Flame Retardant Non Category
- Anti Termite
- Anti Rodent
- Low Smoke Zero Halogen
- Nylon Coated



Note :

Conductor Shape

25 - 800 sqmm supplied in compacted circular stranded (cm) conductor shape

Standard Packing

25 - 800 sqmm supplied in wooden drum @ 1000 m
Length Tolerance per drum ± 2%

Electrical Data

Nom. Cross Sect. (mm ²)	Conductor		Inductance		Current - Carrying Capacity at 30° C *				Short circuit current at 1 sec	
	DC Resistance at 20°C Max. (Ω/km)	AC Resistance at 90°C Max. (Ω/km)	Trefoil formation (mH/km)	Flat formation (mH/km)	⊗⊗⊗		⊙⊙⊙		Conductor Max. (kA)	Screen Max. (kA)
					in air Max. (A)	in ground Max. (A)	in air Max. (A)	in ground Max. (A)		
25	1.20	1.539	0.399	0.445	120	117	123	121	2.35	1.14
35	0.868	1.113	0.376	0.422	147	141	151	145	3.29	1.14
50	0.641	0.822	0.360	0.407	176	166	181	171	4.70	1.14
70	0.443	0.568	0.339	0.385	222	204	228	210	6.58	1.14
95	0.320	0.411	0.324	0.370	271	244	278	251	8.93	1.14
120	0.253	0.325	0.313	0.359	313	278	322	285	11.28	1.14
150	0.206	0.265	0.303	0.350	355	311	365	319	14.10	1.14
185	0.164	0.211	0.295	0.341	412	353	423	362	17.39	1.14
240	0.125	0.162	0.288	0.335	489	409	502	419	22.56	1.14
300	0.100	0.130	0.283	0.330	563	461	579	473	28.20	1.14
400	0.0778	0.102	0.277	0.323	665	529	684	542	37.60	1.14
500	0.0605	0.081	0.273	0.319	774	603	796	618	47.00	1.14
630	0.0469	0.064	0.264	0.310	914	690	939	706	59.22	1.14
800	0.0367	0.052	0.258	0.304	1025	779	1069	787	75.20	1.14

* Further information about rating factor for certain cable arrangement can be found on supplementary technical information

NA2XS_Y 1 x (25-800) mm² 6/10 kV

AI / XLPE/ CTS / PVC

(Aluminium Conductor, XLPE Insulated, Copper Tape Screen, PVC Sheathed)

Standard Specification : SNI IEC 60502-2 : 2009

Construction Data


Nom. Cross Section Area	Overall Diameter	Cable Weight
	approx.	approx.
mm ²	mm	kg/km
25	18.7	437
35	19.9	497
50	21.0	561
70	23.0	666
95	24.5	744
120	26.0	847
150	27.5	961
185	29.5	1,104
240	31.5	1,326
300	34.0	1,500
400	37.5	1,824
500	40.5	2,204
630	45.0	2,728
800	48.1	3,326

Application :

For power stations and switchgear as well as stations because of small bending radius in confined spaces indoors. As underground because of light weight where installation conditions are difficult.

Special Features on Request

- Oil Resistance
- UV Resistance
- Flame Retardant Cat. A, B, C
- Flame Retardant Non Category
- Anti Termite
- Anti Rodent
- Low Smoke Zero Halogen
- Nylon Coated



Note :

Conductor Shape

25 - 800 sqmm supplied in compacted circular stranded (cm) conductor shape

Standard Packing

25 - 800 sqmm supplied in wooden drum @ 1000 m
Length Tolerance per drum ± 2%

Electrical Data

Conductor			Inductance		Current - Carrying Capacity at 30° C *				Short circuit current at 1 sec	
Nom. Cross Sect.	DC Resistance at 20°C	AC Resistance at 90°C	Trefoil formation	Flat formation	⊗⊗⊗		⊙⊙⊙		Conductor	Screen
	Max. (Ω/km)	Max. (Ω/km)	(mH/km)	(mH/km)	in air	in ground	in air	in ground		
(mm ²)					Max. (A)	Max. (A)	Max. (A)	Max. (A)		
25	1.20	1.539	0.419	0.466	123	118	126	121	2.35	1.14
35	0.868	1.113	0.395	0.441	150	141	153	144	3.29	1.14
50	0.641	0.822	0.379	0.425	179	166	183	170	4.70	1.14
70	0.443	0.568	0.355	0.402	225	204	231	209	6.58	1.14
95	0.320	0.411	0.338	0.384	273	244	281	250	8.93	1.14
120	0.253	0.325	0.327	0.373	316	278	325	285	11.28	1.14
150	0.206	0.265	0.319	0.365	360	311	369	318	14.10	1.14
185	0.164	0.211	0.308	0.354	416	353	427	361	17.39	1.14
240	0.125	0.162	0.299	0.345	492	409	506	419	22.56	1.14
300	0.100	0.130	0.291	0.337	565	461	581	472	28.20	1.14
400	0.0778	0.102	0.281	0.327	667	530	686	542	37.60	1.14
500	0.0605	0.081	0.275	0.321	775	603	797	618	47.00	1.14
630	0.0469	0.064	0.265	0.312	915	690	940	706	59.22	1.14
800	0.0367	0.052	0.259	0.305	1025	779	1070	787	75.20	1.14

* Further information about rating factor for certain cable arrangement can be found on supplementary technical information

NA2XS_Y 1 x (25-800) mm² 8.7/15 kV

AI / XLPE / CTS / PVC

(Aluminium Conductor, XLPE Insulated, Copper Tape Screen, PVC Sheathed)

Standard Specification : SNI IEC 60502-2 : 2009

Construction Data


Nom. Cross Section Area	Overall Diameter	Cable Weight
	approx.	approx.
mm ²	mm	kg/km
25	21.0	520
35	22.5	584
50	23.5	651
70	25.0	722
95	27.0	853
120	28.5	961
150	30.0	1,081
185	32.0	1,231
240	34.0	1,406
300	36.5	1,640
400	40.0	1,977
500	42.5	2,368
630	47.5	2,910
800	50.5	3,523

Application :

For power stations and switchgear as well as stations because of small bending radius in confined spaces indoors. As underground because of light weight where installation conditions are difficult.

Special Features on Request

- Oil Resistance
- UV Resistance
- Flame Retardant Cat. A, B, C
- Flame Retardant Non Category
- Anti Termite
- Anti Rodent
- Low Smoke Zero Halogen
- Nylon Coated



Note :

Conductor Shape

25 - 800 sqmm supplied in compacted circular stranded (cm) conductor shape

Standard Packing

25 - 800 sqmm supplied in wooden drum @ 1000 m
Length Tolerance per drum ± 2%

Electrical Data

Nom. Cross Sect. (mm ²)	Conductor		Inductance		Current - Carrying Capacity at 30° C *				Short circuit current at 1 sec	
	DC Resistance at 20°C Max. (Ω/km)	AC Resistance at 90°C Max. (Ω/km)	Trefoil formation	Flat formation	⊗⊗⊗		⊙⊙⊙		Conductor Max. (kA)	Screen Max. (kA)
			(mH/km)	(mH/km)	in air Max. (A)	in ground Max. (A)	in air Max. (A)	in ground Max. (A)		
25	1.20	1.539	0.442	0.488	125	118	128	120	2.35	1.14
35	0.868	1.113	0.416	0.463	152	141	156	144	3.29	1.14
50	0.641	0.822	0.399	0.445	182	166	186	170	4.70	1.14
70	0.443	0.568	0.373	0.419	228	204	234	209	6.58	1.14
95	0.320	0.411	0.357	0.404	277	244	285	250	8.93	1.14
120	0.253	0.325	0.345	0.391	321	277	329	284	11.28	1.14
150	0.206	0.265	0.336	0.383	364	310	373	318	14.10	1.14
185	0.164	0.211	0.325	0.371	420	352	431	361	17.39	1.14
240	0.125	0.161	0.313	0.360	496	408	509	418	22.56	1.14
300	0.100	0.130	0.305	0.352	569	461	584	472	28.20	1.14
400	0.0778	0.102	0.294	0.340	671	530	689	542	37.60	1.14
500	0.0605	0.080	0.287	0.333	779	603	800	618	47.00	1.14
630	0.0469	0.064	0.276	0.322	919	691	943	707	59.22	1.14
800	0.0367	0.052	0.269	0.315	1029	780	1071	787	75.20	1.14

* Further information about rating factor for certain cable arrangement can be found on supplementary technical information

NA2XS_Y 1 x (35-800) mm² 12/20 kV

AI / XLPE/ CTS / PVC

(Aluminium Conductor, XLPE Insulated, Copper Tape Screen, PVC Sheathed)

Standard Specification : SNI IEC 60502-2 : 2009

Construction Data


Nom. Cross Section Area	Overall Diameter	Cable Weight
	approx.	approx.
mm ²	mm	kg/km
35	24.5	669
50	25.5	698
70	27.5	824
95	29.0	948
120	30.5	1,074
150	32.0	1,185
185	34.0	1,300
240	36.5	1,535
300	38.5	1,759
400	42.0	2,107
500	45.0	2,506
630	49.5	3,063
800	52.7	3,713

Application :

For power stations and switchgear as well as stations because of small bending radius in confined spaces indoors. As underground because of light weight where installation conditions are difficult.

Special Features on Request

- Oil Resistance
- UV Resistance
- Flame Retardant Cat. A, B, C
- Flame Retardant Non Category
- Anti Termite
- Anti Rodent
- Low Smoke Zero Halogen
- Nylon Coated



Note :

Conductor Shape

25 - 800 sqmm supplied in compacted circular stranded (cm) conductor shape

Standard Packing

25 - 800 sqmm supplied in wooden drum @ 1000 m
Length Tolerance per drum ± 2%

Electrical Data

Nom. Cross Sect. (mm ²)	Conductor		Inductance		Current - Carrying Capacity at 30° C *				Short circuit current at 1 sec	
	DC Resistance at 20°C	AC Resistance at 90°C	Trefoil formation	Flat formation	⊗⊗⊗		⊙⊙⊙		Conductor	Screen
					in air	in ground	in air	in ground		
Max. (Ω/km)	Max. (Ω/km)	(mH/km)	(mH/km)	Max. (A)	Max. (A)	Max. (A)	Max. (A)	Max. (kA)	Max. (kA)	
35	0.868	1.113	0.434	0.480	154	141	158	144	3.29	1.14
50	0.641	0.822	0.415	0.461	184	166	188	170	4.70	1.14
70	0.443	0.568	0.390	0.437	230	204	236	209	6.58	1.14
95	0.320	0.411	0.372	0.418	280	244	287	249	8.93	1.14
120	0.253	0.325	0.360	0.407	324	277	332	284	11.28	1.14
150	0.206	0.265	0.350	0.396	367	310	376	318	14.10	1.14
185	0.164	0.211	0.337	0.384	422	352	433	360	17.39	1.14
240	0.125	0.161	0.326	0.372	499	408	512	418	22.56	1.14
300	0.100	0.130	0.316	0.363	572	461	587	472	28.20	1.14
400	0.0778	0.102	0.304	0.350	674	530	692	542	37.60	1.14
500	0.0605	0.080	0.296	0.342	782	604	802	618	47.00	1.14
630	0.0469	0.064	0.285	0.331	921	692	945	708	59.22	1.14
800	0.0367	0.051	0.277	0.324	1031	780	1071	787	75.20	1.14

* Further information about rating factor for certain cable arrangement can be found on supplementary technical information

NA2XS_Y 1 x (50-800) mm² 18/30 kV

AI / XLPE/ CTS / PVC

(Aluminium Conductor, XLPE Insulated, Copper Tape Screen, PVC Sheathed)

Standard Specification : SNI IEC 60502-2 : 2009

Construction Data


Nom. Cross Section Area	Overall Diameter	Cable Weight
	approx.	approx.
mm ²	mm	kg/km
50	31.0	963
70	33.0	1,105
95	34.5	1,187
120	36.0	1,324
150	37.5	1,443
185	39.5	1,628
240	41.5	1,863
300	44.0	2,123
400	47.5	2,500
500	50.5	2,923
630	55.0	3,520
800	57.9	4,180

Application :

For power stations and switchgear as well as stations because of small bending radius in confined spaces indoors. As underground because of light weight where installation conditions are difficult.

Special Features on Request

- Oil Resistance
- UV Resistance
- Flame Retardant Cat. A, B, C
- Flame Retardant Non Category
- Anti Termite
- Anti Rodent
- Low Smoke Zero Halogen
- Nylon Coated



Note :

Conductor Shape

50 - 800 sqmm supplied in compacted circular stranded (cm) conductor shape

Standard Packing

50 - 400 sqmm supplied in wooden drum @ 1000 m

500 - 800 sqmm will be supplied in wooden drum on available length

Length Tolerance per drum ± 2%

Electrical Data

Nom. Cross Sect. (mm ²)	Conductor		Inductance		Current - Carrying Capacity at 30° C *				Short circuit current at 1 sec	
	DC Resistance at 20°C	AC Resistance at 90°C	Trefoil formation	Flat formation	⊗⊗⊗		⊙⊙⊙		Conductor	Screen
					in air	in ground	in air	in ground		
Max. (Ω/km)	Max. (Ω/km)	(mH/km)	(mH/km)	Max. (A)	Max. (A)	Max. (A)	Max. (A)	Max. (kA)	Max. (kA)	
50	0.641	0.822	0.455	0.501	188	166	192	169	4.70	1.14
70	0.443	0.568	0.428	0.474	235	203	241	208	6.58	1.14
95	0.320	0.411	0.406	0.453	285	243	292	249	8.93	1.14
120	0.253	0.325	0.393	0.439	328	277	336	283	11.28	1.14
150	0.206	0.265	0.381	0.427	372	310	381	317	14.10	1.14
185	0.164	0.211	0.368	0.414	428	351	438	360	17.39	1.14
240	0.125	0.161	0.354	0.400	504	408	516	417	22.56	1.14
300	0.100	0.129	0.344	0.390	577	460	592	471	28.20	1.14
400	0.0778	0.101	0.329	0.375	679	530	695	542	37.60	1.14
500	0.0605	0.080	0.320	0.366	787	604	806	618	47.00	1.14
630	0.0469	0.063	0.306	0.352	925	693	948	708	59.22	1.14
800	0.0367	0.051	0.296	0.343	1036	782	1073	787	75.20	1.14

* Further information about rating factor for certain cable arrangement can be found on supplementary technical information